



People's expectation toward individual mobility requires more than just a convenient means of transportation. The old understanding of cars has become outdated. A car represents individuals' lifestyles, and it became an integral part of their lives. At the same time, the automobile industry has experienced seismic change. Hyundai Motor Company has grown rapidly to become one of the largest automakers, backed by world class production capability and superior quality. We have now reached a point where we need a qualitative approach to bring bigger ideas and relevant solutions to our customers. This is an opportunity to move forward and we have developed a new brand slogan that encapsulates our willingness to take a big leap. Led by our new slogan and the new thinking underlying it, we will become a company that keeps challenging itself to unlock new possibilities for people and the planet.

**Hyundai Motor Company**  
<http://worldwide.hyundai.com>  
EU. LHD 1608 ENG.  
Copyright © 2016 Hyundai Motor Company. All Rights Reserved.





## H350 GETS THE JOB DONE WITH EFFICIENCY AND CLASS

The H350 is a reliable and efficient partner that gives your business a real advantage. It's impressively well equipped with features that are designed to save you time and money. Active ECO drive mode, for example, improves fuel efficiency and is now standard across the entire range. Engine refinements have increased towing capacity to a maximum rating of 3500kg.\*

(\*with 170 ps engine, 3.917 final gear ratio and braked trailer)



## A GREAT PLACE TO WORK ERGONOMICS THAT BUILD EFFICIENCY

H350 is also car-like in terms of its space and visibility. The cabin is designed to accommodate the tallest occupants and delivers best-in-class head room and leg room.

Precise dashboard ergonomics ensure ease-of-use and safe operation. Convenience and safety meet right in front of the driver. A multi-function steering wheel means audio and multi driving information display are literally fingertip controlled.

### 8-inch color touchscreen

Crystal clear color display with 3D Navigation, USB, Aux-In, Bluetooth for hands-free operation, MP3 playback, Video, DAB (Digital Audio Broadcast) and RDS (Radio Data System). Displays rear view when equipped with a camera.



4.2-inch TFT color LCD display



Multi-function steering wheel

Height and reach can be adjusted while remote controls promote confident driving.



Keyless entry and remote locking

The highly secure remote locking of H350. Remote key locks and unlocks the doors and deactivates the vehicle alarm horn.

## REFINED LEVELS OF DRIVER AND PASSENGER COMFORT

Clever interior layout and packaging creates a 'Mobile office', designed to ease the driver's daily task. For maximum practicality, there are up to 25 storage compartments around the cab and three power outlets as standard, comfortably exceeding the class norm.

With a generous 1582 mm cab width, H350 can be specified with two or three cab seats. When fitted, the center seatback folds flat to form a work surface, featuring twin cup holders.



Storage tray with 12V power outlet



Glove box cooling



Cup Holder



Handy roof shelf



Storage under front passenger seat



### Optimized drivers seat

The driver's seat has been totally optimized for driver's seating preferences and working conditions.



Center seatback console





## THE NEXT LEVEL IN ECO-FRIENDLINESS

The H350 employs a trio of technologies (SCR, DOC and DPF) to meet the strict new EURO 6 emission standards. And by tweaking the design to reduce friction, Hyundai engineers have managed to raise fuel economy by up to 4.4 percent\* compared to the previous Euro 5 generation engine. These savings in operating costs are substantial and really add up over the lifetime of the vehicle.

(\* Fuel Consumption L/100km, when equipped with the 170 ps engine and 3.917 Final Gear Ratio without ISG to H350 Van)

### Meeting EURO 6 emission standards

Combining DOC + DPF + SCR for unsurpassed efficiency

#### Selective Catalytic Reduction (SCR)

Injected urea reacts with the NOx compounds found in diesel exhaust to produce water vapor and harmless gases.

#### Diesel Oxidation Catalyst (DOC)

The DOC converts CO and hydrocarbons into CO<sub>2</sub> and H<sub>2</sub>O.

#### Diesel Particulate Filter (DPF)

Collects soot to be burned off during regeneration. The entire cycle runs automatically.



DOC+DPF  
(Integral type)

UREA INJECTOR  
UREA INLET

SCR

UREA TANK  
(Van & Bus : 22L, Truck : 25L)



#### Urea Residual Gauge

Tells you at a glance how much urea is left in the tank.



#### Idle Stop and Go (ISG)

Fuel-stretching system automatically switches the engine off when the vehicle is stopped and restarts it within a split second.



#### Active Eco Drive Mode

Engine operating parameters can be switched to ECO mode for maximum fuel economy.



## POWERFUL PERFORMANCE AND BETTER FUEL EFFICIENCY

Equipped with Common Rail Diesel injectors, Hyundai's 2.5L straight-six is a rugged and reliable performer.

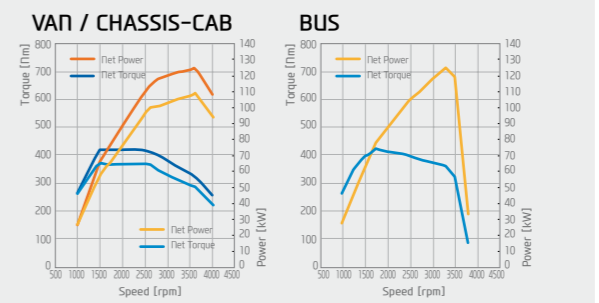
And it's offered in a choice of two different power ratings to suit your particular needs: The standard edition (110kw / 150ps) delivers 373 Nm of torque to the rear wheels through a six-speed manual gearbox while the high power edition (125kw / 170ps) serves up 422 Nm of torque. Maximum torque is available between 1500~2500rpm, the most useful range for everyday driving.

The powertrain has been carefully engineered and tuned to maximize drivability when fully laden across a broad range of driving conditions. The smooth-shifting six-speed manual transmission is fitted with a spread of gear ratios designed to fully exploit the available engine torque and ensure a smooth ride for occupants.



### 2.5L CRDi diesel engine

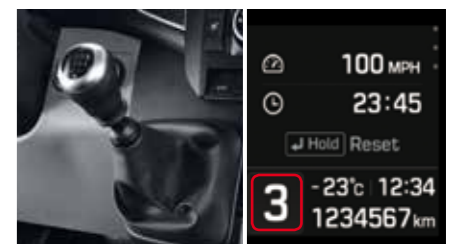
Smooth, quiet and fuel efficient, this straight-six diesel makes maximum available between 1500 and 2500rpm.



- EURO 6\_Standard 110kW(150PS) / 373Nm
- EURO 6\_High power 125kW(170PS) / 422Nm

up to 4.4%

**EURO 6 delivers up to 4.4% gain in fuel efficiency** (compared to EURO 5 generation)  
Redesigned timing belt and other internal tweaks have reduced internal friction and boosted efficiency.



**6-speed transmission and Gear Shift Indicator (GSI)**  
GSI suggests optimal gear shift timing for better fuel efficiency.



**Advanced Battery Management System (ABMS)**  
The ABMS regenerates braking energy. Maximizing the input to ensure that the battery is always at peak efficiency while saving energy.

## SOPHISTICATED SAFETY FEATURES AND A HIGH-STRENGTH BODYSHELL


Drivers and passengers will benefit from a range of advanced active and passive safety technologies available with H350.

The Vehicle Dynamic Control system combines high-tech, automatic 'active safety' driving aids. Roll Over Mitigation to minimize the chance of over-turning, Engine Drag Control to prevent rear axle locking during engine braking, Hydraulic Brake Assist to quickly activate the brakes and Emergency Stop Signal system to alert following drivers. In addition, Lane Departure Warning System and Hill-Start Assist Control, which prevents 'roll back' are also available.



### High strength frame

For optimum crew and cargo protection, 75 % of the chassis of H350 is made from high tensile steel. Anti-corrosion alloy steel has been applied to 98% of the bodyshell and the entire body structure is then electro-plated before painting to ensure it resists rust and perforation.



### Vehicle Dynamic Control System (VDC)


By combining all of the electronic driving assists, the VDC keeps the vehicle firmly on course by independently activating the relevant brakes.



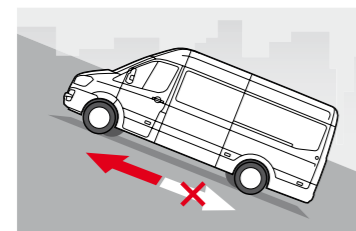
Front airbags for driver and passenger



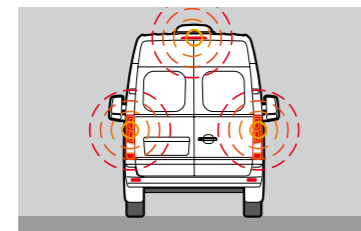
4-wheel disc brakes



Roll Over Mitigation (ROM)



Hill Start Assist (HSA)



Emergency Stop Signal (ESS)



### Lane Departure Warning System (LDWS)

This cutting-edge safety system employs a windshield-mounted camera to continually monitor the driving lane. If a lane departure is not accompanied by a turn signal then LDWS triggers an alert for the driver to take corrective action.



Front and rear Park Assist System (PAS)

## SMART TECHNOLOGIES ARE OPTIMIZED FOR COMFORT, CONNECTIVITY AND EFFICIENCY

With more and more of our time being spent in our vehicles due to road congestion, everyone can appreciate the value of smart technologies that can make every day driving easier. That's why H350 is equipped with smart technologies that assist the driver in bad weather, on the highway, in city streets, or when parking in confined spaces.

Smart technologies include user-friendly cruise control with a high-visibility display in the instrument cluster showing the vehicle's current speed, rear safety camera, Park Assist System and rain-sensor that triggers the windscreen wipers.



### Auto-cruise control

Easy to set, sophisticated in operation, the cruise control cuts driver effort and protects against speeding tickets.



### Hands free bluetooth system

Enjoy wireless connectivity and between your Bluetooth-enabled mobile phone and H350's multimedia sound system. Includes a built-in microphone for hands-free dialing.



### Electronic chromic mirror (ECM) with Rear camera display (RCD)

The inside rear-view mirror of the wagon is an electronic chromatic type that automatically dips when dazzled by a following vehicle's headlamp main beams.



### Rear View Camera

A 135-degree panoramic display of from the rear view camera reduces back strain and cuts the risk of damage when parking.



## WHATEVER YOUR BUSINESS NEEDS, H350 HAS THE CAPACITY TO DELIVER

Whatever you need to move, wherever you need to take it, H350 delivers.

Check out the ample dimensions of H350's load space and you'll understand just why H350 stands apart from the rest of the competition.

With 14 load lashing points for maximum cargo stability, a 12-volt power outlet at the back and rear and side door lamps it maximizes convenience.

12.9 m<sup>3</sup> of clear, uncluttered load space, ready for freight, but also ready to be converted for any usage you need. Whatever your needs, H350 fits perfectly.






## SPACIOUS CARGO SPACE AND VERSATILITY

All body types of H350 feature an efficient ratio of exterior-to-interior dimensions and cargo space that betters the competition. The long-wheelbase model accommodates five Euro pallets in its 3665 mm long room length, which boast a best-in-class 12.9 m³ cargo space. The short-wheelbase model can carry four Euro pallets and has a capacity of 10.5 m³.

Whether loading or unloading H350, It's easy work thanks to the short distance from the ground to the cargo deck. Load space between the rear wheel arches has not compromised thus maximizing cargo hauling capacity and convenience.



Long wheelbase (5 euro pallets)




Short wheelbase (4 euro pallets)

Built for every conceivable type of job



Cargo upper tray



Cargo anchor rails (two tracks)



Side covers (hardboard)



Cargo room lamp



14 Lashing points



Rear assist step



## CHASSIS-CAB PROVIDES SOLID FOUNDATION FOR CUSTOMIZATION

Rigid toughness makes the chassis the perfect business basis. H350 provides the basis for a wide variety of successful applications.

The chassis frame structure is engineered for strength and durability and provides a solid foundation for customized bodywork and special-purpose vehicle manufacturing.





## WHATEVER YOU WANT EQUIPPED WITH WHATEVER YOU NEED

H350 is ready to go anywhere, no matter how tough the conditions. Choose short or long chassis, with 3435 mm and 3670 mm wheelbase for any number of applications. In addition, the long stay mirror is already available to make the fullest use of the generous width.

When secondary machinery must be powered, the optional Power Take Off makes it a simple matter of plugging in and turning on.

### Towing Capacity

The H350 offers a class-leading 3.5-ton towing capacity for a gross combination weight rating of up to 7 tons\*.  
(\* when equipped with the 170ps engine and 3.917 Final Gear Ratio).



### Long stay mirror

The wide bodies feature mirrors with extra-long arms for excellent rearward visibility.



### Rear suspension

The rear leaf springs have been optimised for heavy conditions and special bodywork demands.



### PTO (Power Take-Off)

Transmission features PTO and provides plenty of torque to power auxiliary systems.



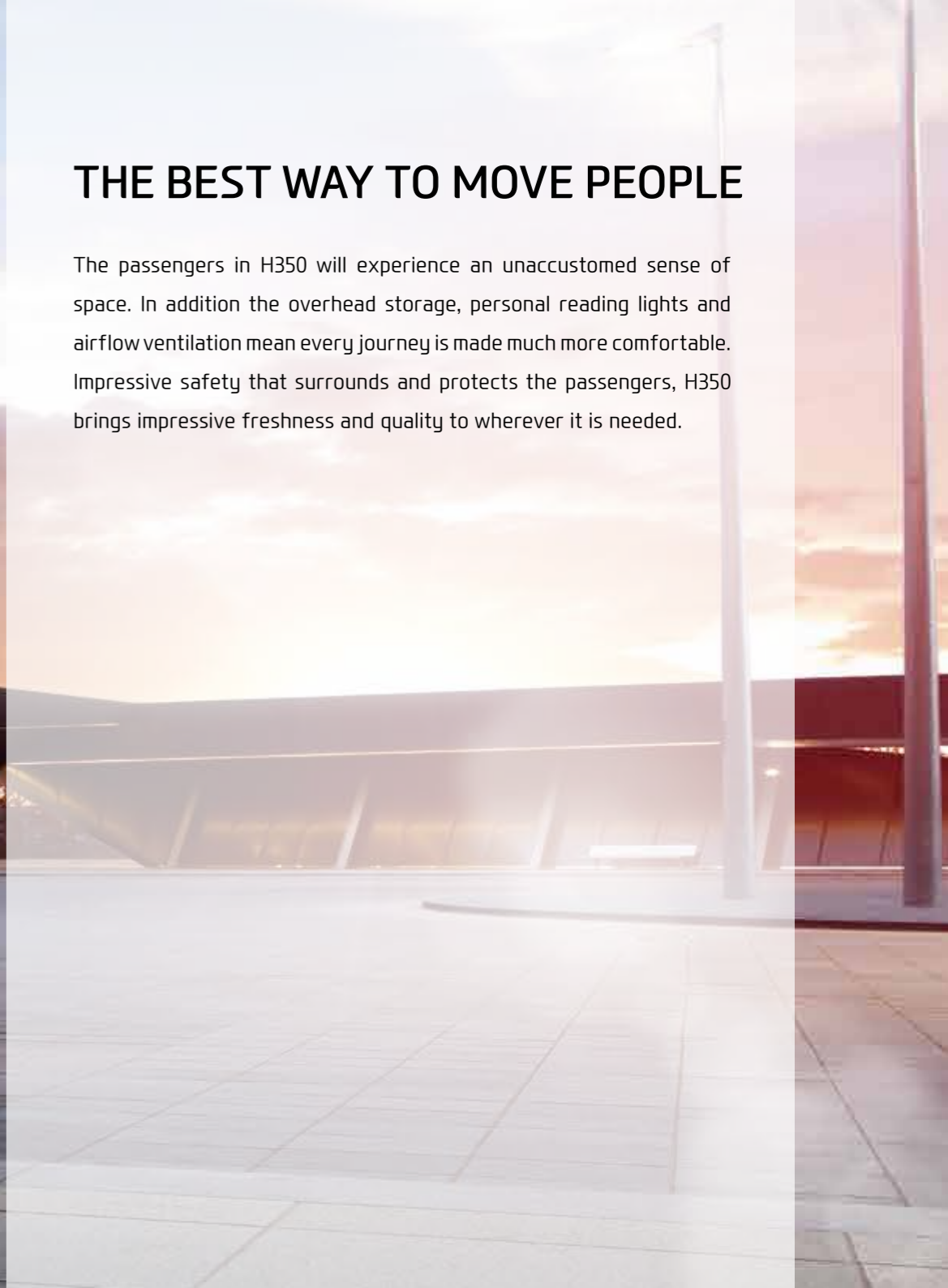
### Built for toughness and customization

As chassis cab flatbed or tipper H350 not only delivers whatever your business demands, it also brings maximum economy, minimum down time and total versatility.



## THE BEST WAY TO MOVE PEOPLE

The passengers in H350 will experience an unaccustomed sense of space. In addition the overhead storage, personal reading lights and airflow ventilation mean every journey is made much more comfortable. Impressive safety that surrounds and protects the passengers, H350 brings impressive freshness and quality to wherever it is needed.

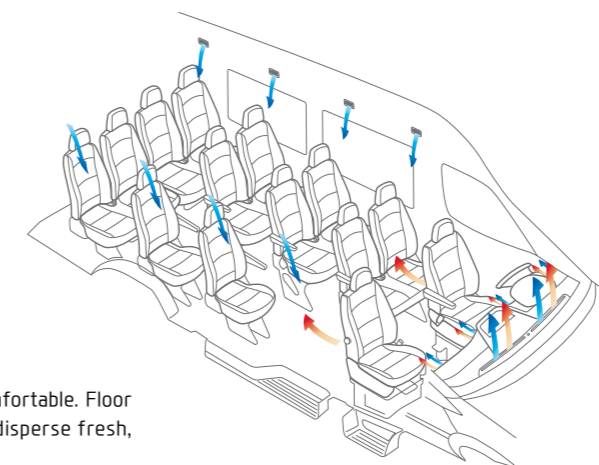




## BUSINESS CLASS COMFORT ON THE ROAD

The refined interior design reflects the latest design trends achieving elegant and classy interior space for passengers.

LED overhead lighting is precise without being harsh, a sliding door or the front passenger door with inbuilt step makes entry easy and the hand rails are in the right place. There is even a sophisticated 8 speaker sound system that brings clear sound to every seat. Flush fitted side windows and specially developed air conditioning help ensure the perfect interior climate.



### Air conditioning system

State of the art air management keeps everyone in H350 comfortable. Floor mounted heating ducts control warmth. Overhead nozzles disperse fresh, cooled air.



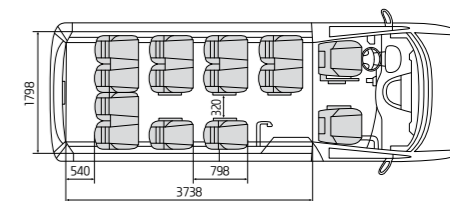
Mid-door electrical step



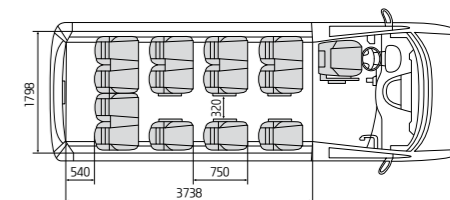
LED passenger illumination



Passenger reading lights



Front and mid-door



Front door only

### Class leading luggage capacity

540 mm long and 1798 mm wide, the luggage space copes effortlessly with a serious amount of baggage.





## THE NEW H350 IS ALWAYS THE RIGHT CHOICE

With its superior fuel economy, impressive performance and long list of standard features, the new H350 is the perfect partner for your business. And whatever your line of business, there's an H350 variant that's right for you: It's available in cargo van, bus and even in a chassis cab edition for customized builds.

The new H350 really is great news for business.

## MORE H350



### LED DRL and projection headlamps

More light where it's needed, modern looks and a Hyundai family resemblance make the headlights special.



### MFR Headlamps

Fitted as part of the standard equipment package, multi-focus reflector lamps are unmatched for their economy.



### Fog lamps

Set back protectively into the front fender, the fog lamps add another safety aspect.



### Front bumper step

Front bumper step allows you to easily reach to the wind shield for cleaning and makes routine maintenance work easier.



### E800 audio

- 3.8" Monochrome LCD
- CDP+MP3 / Bluetooth+Hands-free
- DAB(digital audio broadcast)
- USB, AUX, iPod input



### M300 audio

- Radio
- USB, AUX, iPod input



### Digital tachograph

Digital tachograph operates easily, accurately and safely to support your business.



### Power steering wheel

Precise power steering reduces driving effort, improving safety. The power steering features a tilting steering wheel for perfect driver positioning.



### Wiper de-icer

A heating element embedded in the lower windshield melts away ice and frees up frozen wipers.



### Heated side mirrors

Heated mirrors for both upper and lower mirrors are available.



### 270-degree opening rear doors

Rear doors that swing through an optional 270 degrees and fasten safely onto the sidewalls minimize chances of casual or wind damage when loading or unloading.



### LED stop lamp and rear camera

Roof mount gives maximum camera scope and stop visibility. Boosting safety.



### Multi function switch

H350 has switches that feel good, operate easily and simply carry on working.



### Door control switches

Provides the driver with control over both front door windows and door mirrors.



### Disc pad wear indicator

This safety feature provides an early warning to have the brake pads replaced.



### Passenger AUX

Auxiliary input jacks accommodate MP3 players and most types of personal audio entertainment devices.



### Flush side glass



### Swiveling quarter glass



### 16" Alloy wheels



### 16" Steel wheels



### Passenger air conditioning



### Light control system



### Door pockets



### Sun visors



## DIMENSIONS & LINE UP

[Unit : mm]

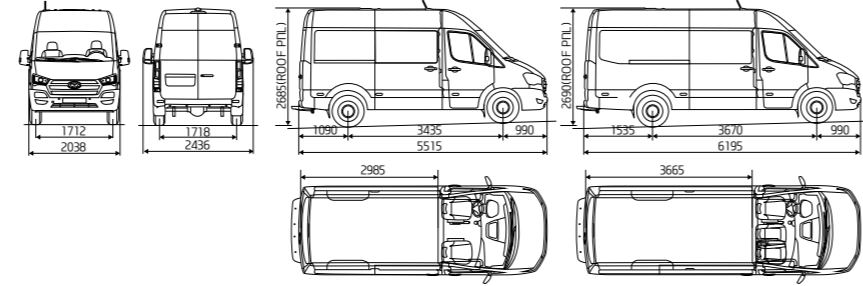
### VAN



Short wheelbase



Long Wheelbase



SWB

LWB

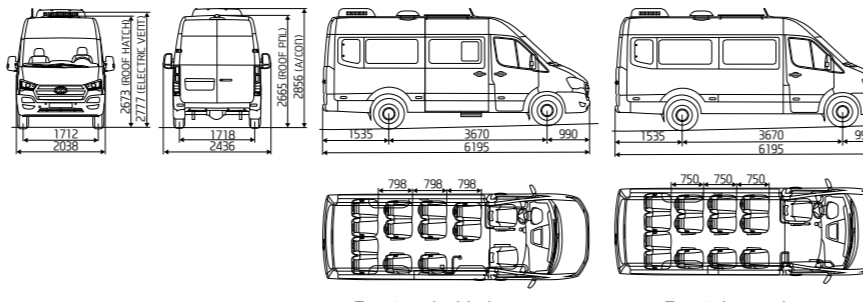
### BUS



Front and mid-door



Front door only



Front and mid-door

Front door only

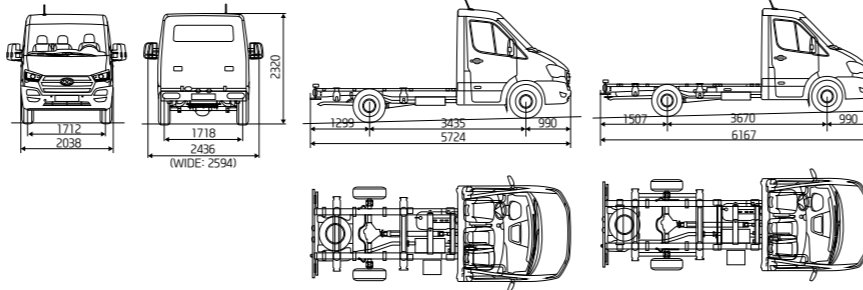
### CHASSIS-CAB



Short wheelbase



Long Wheelbase



SWB

LWB

## SPECIFICATIONS

[Unit : mm]

VAN	[Unit : mm]	
	SWB	LWB
Overall length	5515	6195
Overall width with mirrors	2436	←
Overall width without mirrors	2038	←
Overall height	2685	2690
Wheelbase	3435	3670
Front overhang	990	←
Rear overhang	1090	1535
Wheel tread (front)	1712	←
Wheel tread (rear)	1718	←
Side door entry width	1280	←
Side door entry height	1810	←
Rear door/entry width	1550	←
Rear door/entry height	1810	←
Maximum load space length (According to eec)	3100 (2985)	3780 (3665)
Maximum load space width	1796	←
Load space between wheel arches	1380	←
Maximum load space height	1956	←
Loading floor height	690	692

BUS	[Unit : mm]	
	FRT/MID DR	FRT DR
Number of seats (including driver)	14	←
Overall length	6195	←
Overall width with mirrors	2436	←
Overall width without mirrors	2038	←
Overall height (roof panel)	2665	←
Overall height (with a/con)	2856	←
Wheelbase	3670	←
Front overhang	990	←
Rear overhang	1535	←
Wheel tread (front)	1712	←
Wheel tread (rear)	1718	←
Side door entry width	804	←
Side load door entry height	1810	←
Rear door entry width	1550	←
Rear door entry height	1810	←
Rear loading area length	540	←
Seat pitch	798	750
Interior length	3738	←
Interior width	1776	←
Interior height	1928	←
Aisle width (with armrest)	320	←
Rear loading height	680	←

CHASSIS-CAB	[Unit : mm]	
	SWB	LWB
Overall length	5724	6167
Overall width with standard mirrors	2436	←
Overall width with long arm mirrors	2594	←
Overall width without mirrors	2038	←
Overall height	2320	←
Wheelbase	3435	3670
Front overhang	990	←
Rear overhang	1299	1507
Wheel tread (front)	1712	←
Wheel tread (rear)	1718	←
Chassis frame length	3182	3625
Chassis frame height	748	751

## FUEL CONSUMPTION & CO<sub>2</sub> EMISSIONS

H350 VAN VARIANTS							
Engine	Power (PS)	Final ratio	ISG	Fuel consumption (L/100km)			CO <sub>2</sub> (g/km)
				Urban	Extra-urban	Combined	Combined
2.5L CRDi	150 / 170	3.538 : 1	With	8.6	7.4	7.8	205
		3.917 : 1		9.6	7.6	8.4	221
2.5L CRDi	150 / 170	3.538 : 1	Without	9.5	7.5	8.2	214
		3.917 : 1		10.4	7.7	8.7	231

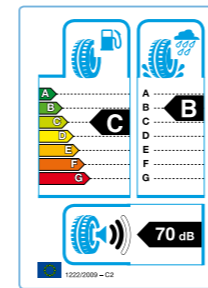
H350 CHASSIS-CAB VARIANTS							
Engine	Power (PS)	Final ratio	ISG	Fuel consumption (L/100km)			CO <sub>2</sub> (g/km)
				Urban	Extra-urban	Combined	Combined
2.5L CRDi	150 / 170	3.538 : 1	With	9.3	8	8.5	222
		3.917 : 1		9.9	8.1	8.8	231
2.5L CRDi	150 / 170	3.538 : 1	Without	10.2	8.1	8.8	231
		3.917 : 1		10.9	8.2	9.2	240

\* The figures shown above were obtained in accordance with the measuring instructions of (EC) 715/2007 in the currently applicable version. The figures are for guidance only and do not apply to a specific vehicle. And do not form part of the product offer.

## TIRE PERFORMANCE

Manufacturer	Model	Tire type	Tire size	Tire load capacity	Speed index	Fuel efficiency Class	Wet grip Class	External rolling noise class	External rolling noise (db)
Michelin	Agilis+	Summer	235 / 65R16C	115 / 113	R	C	B		70

\* Tire specifications according to EU Directive 1222/2009. Tire performance information is provided by Tire manufacturer.



## EXTERIOR COLORS

### SOLID COLOR



Creamy white\_ YAW



Sandy beige\_ SNB



Crimson red\_ MYR



Cobalt blue\_ TDB

### METALIC & PEARL COLOR



Sleek silver\_ V5S



Steel blue\_ П6Т




Shale gray\_ S9G



Phantom black\_ R3B (Pearl)

## SEAT TRIMS



Simulated leather / UAH



Simulated leather / UAJ



Semi-cloth / UAG



Full cloth / UAK